

## Additional FAQs for ZKTeco SpeedFace+

ZKTeco SpeedFace+ series does temperature-checking, mask-wearing check, and can be used as an access control reader to unlock a door to a secure area. It can also be used for **touch-free time & attendance** (T&A). An optional 3<sup>rd</sup>-party T&A module with seamless API or File Exchange offers **integration into virtually any payroll system** since it is compatible with over 120 payroll companies—large and small. [Contact us](#) for a demo on the optional T&A module with payroll integration.

- ZKTeco intro video on various temperature monitoring with the tablet, optional turnstiles, metal detector, and more: <https://youtu.be/rsF7Ty23lzc>
- ZK short video demo: <https://youtu.be/O461UGoYyi4>
- ZK full sales webinar: <https://youtu.be/7NV1LK4bZII>

ZKTeco has their own **tech support** available from **9am to 6.30pm EST (6am to 3.30pm PST)**. Here is their contact information if you have any technical questions:

(862) 505-2101, [support@zktecousa.com](mailto:support@zktecousa.com), <https://www.zkteco.com/en/service.html>.

- Datasheet: [https://www.dropbox.com/s/cwwjhl8ntfvzoh5/ZK%20SF1008%2B\\_SF1005-V%2B%20Datasheet.pdf?dl=0](https://www.dropbox.com/s/cwwjhl8ntfvzoh5/ZK%20SF1008%2B_SF1005-V%2B%20Datasheet.pdf?dl=0)
- FAQs: <https://www.dropbox.com/s/cqk4chez26nnaql/ZK%20SF-Series-FAQ.pdf?dl=0>
- Quick-start guides: <https://www.dropbox.com/s/kikbae1p8bl9oor/SF1008-Quick-Start-Guide-V1.0-20200402-1.pdf?dl=0>
- Manuals: <https://www.dropbox.com/sh/uqbmj0g9qnwzqlu/AADGLP2w-tE9uD-AEolIJQvja?dl=0>

**Licenses:** If the ZK SF+ device is tied into an **existing access control system**, then you can use the Wiegand output and avoid the ZKBioSecurity license. **If using as a standalone device or in an existing ZKTeco access control system, then the ZKBioSecurity license is required.** The minimum license purchase is for a 10-pack of doors, and each of these readers would be assigned to a door within the software.

If you have a corporate network and multiple locations, then you can have the software installed on a Windows-based PC/Server at the corporate headquarters (for example), use just **one** 10-pack (or higher) licenses, and have multiple readers deployed throughout their facilities. Alternatively, you can have one Windows-based PC/Server per site, along with one 10-pack of licenses per site.

**Mounts:** The [SF-Wall-Mount](#) is available, along with this [FMB-05](#) pedestal/floor mount. We have been using another off-brand mount with an [aluminum 8-inch adjustable arm](#). It can be mounted from a table/counter, ceiling, wall, etc. They are in-stock and ready to ship, cost less than the ZK mounts, and are compatible with both the SF1008+ and SF1005-V+, although the fit is much better with the SF1008+.

We also have access for [additional OEM mounts](#) not listed on our website. All OEM mounts are in stock except for the pedestal floor stand.

**Paid options:** **Active Directory (AD)** module (can update personnel records; not photos), **Visitor Management** module, **Badging module** (create custom templates), and **mobile app**. The mobile app is paid per mobile device. It is meant for mobile management of personnel. You can enroll, manage, and assign users to access levels and upload them to the software directly. You can open doors, real-time monitoring, check reports, and open and close a door.

As of 06/18/2020, the ZKTeco [12V-DC-POE-SPL PoE Injector/Splitter](#) is also in stock.

The V5000 **ZKBioSecurity software** is currently available here: <https://zktecousa.com/zksoftware-downloads/>

## SOFTWARE DOWNLOADS

**ZKBIOSECURITY SOFTWARE FOR BODY-TEMPERATURE DETECTION:** [CLICK HERE TO DOWNLOAD](#)

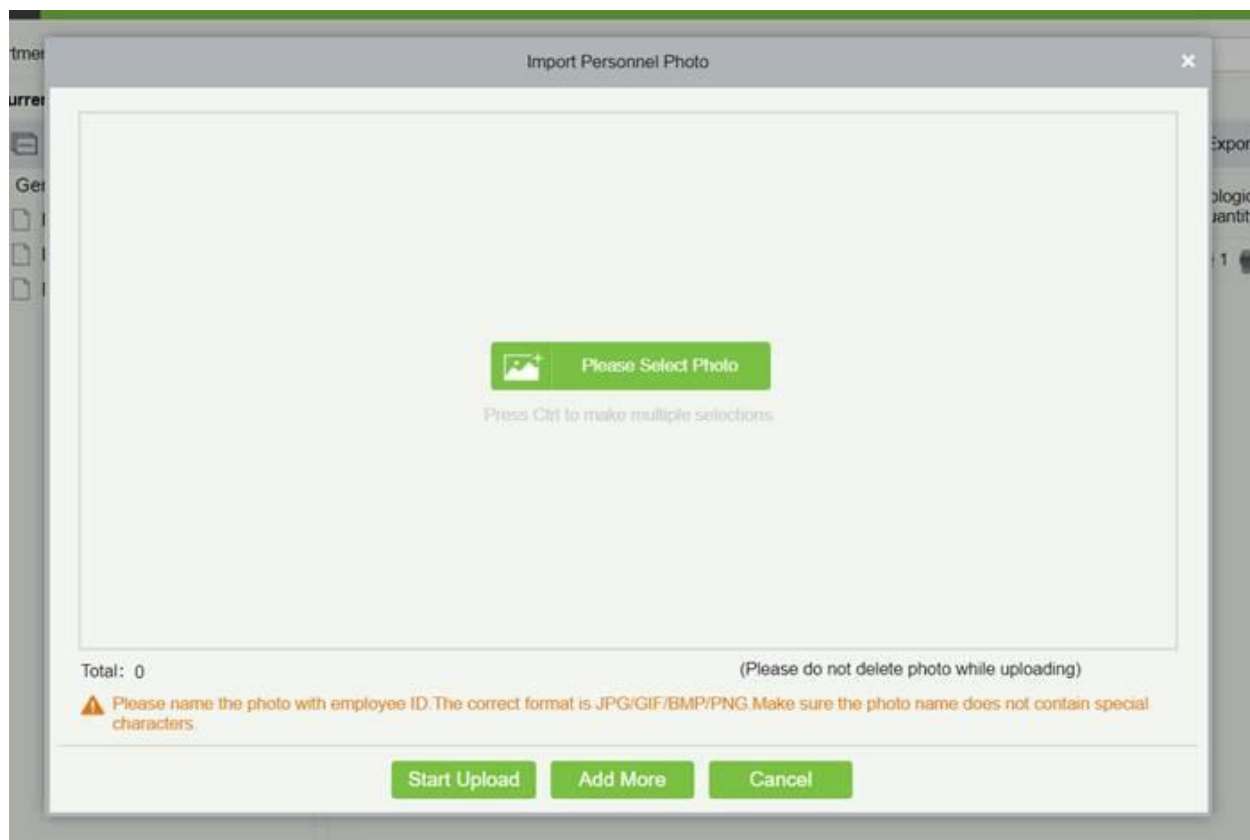
**ZKBIOSECURITY SOFTWARE FOR PRO-SERIES  
PANELS AND READERS\***

Download

You can do a bulk import of personnel as well as photos. Put this information in spreadsheet format so that programming time can be kept to a minimum. Instructions:

*You can bulk upload personnel data through a CSV or Excel spreadsheet, but the spreadsheet excludes photos.*

*For bulk upload of photos, use headshots only or crop the photos to only show the face. The highest success with facial recognition will be achieved when the subject is looking directly at the camera. The photo filename must be renamed as the employee's ID without any special characters and must be in either JPG/GIF/BMP/PNG format.*



#### More FAQs:

How long does it take to enroll a palm to a registered user? If their records were pre-uploaded into the software, but they need to add their palm, they get scanned on the reader. And then how would the administrator differentiate their palm from someone else's so that they can apply the palm scan to the correct person's record?

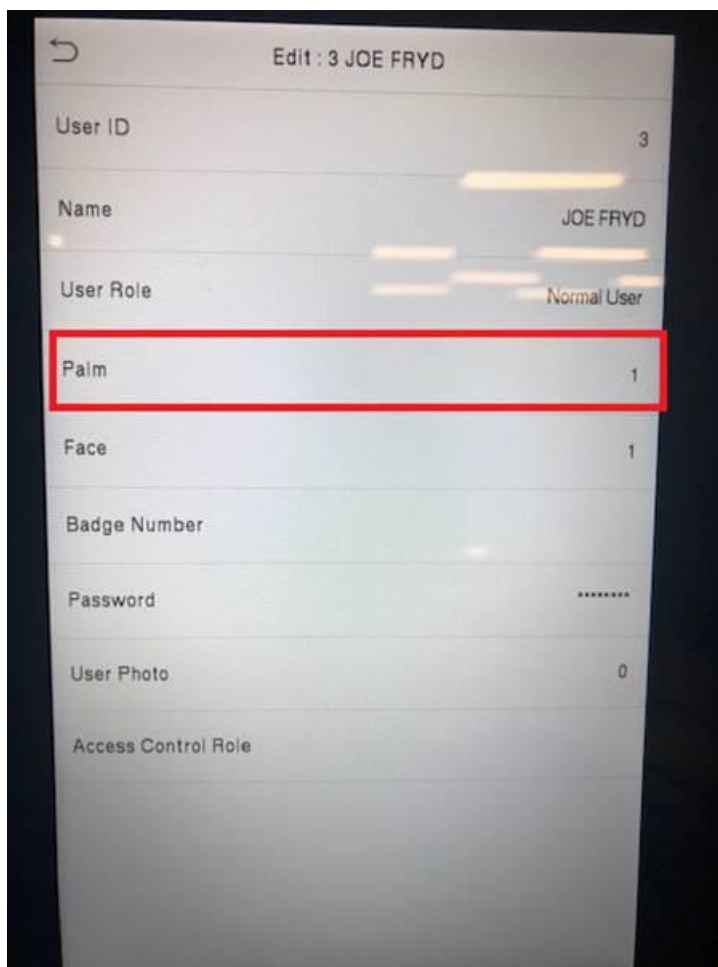
**You click on the user's profile on the reader and enroll their palm. Takes 30 seconds tops.**

How long does it take to enroll a palm to a registered user?

**Less than 20 seconds.**

If personnel records were pre-uploaded into the software, but users need to add their palm, they get scanned on the reader. How would the administrator differentiate a user's palm from someone else's so that they can apply the palm scan to the correct person's record?

**You will be able to see all users on the reader. In the menu of the reader select a user then choose palm to enroll their palm.**



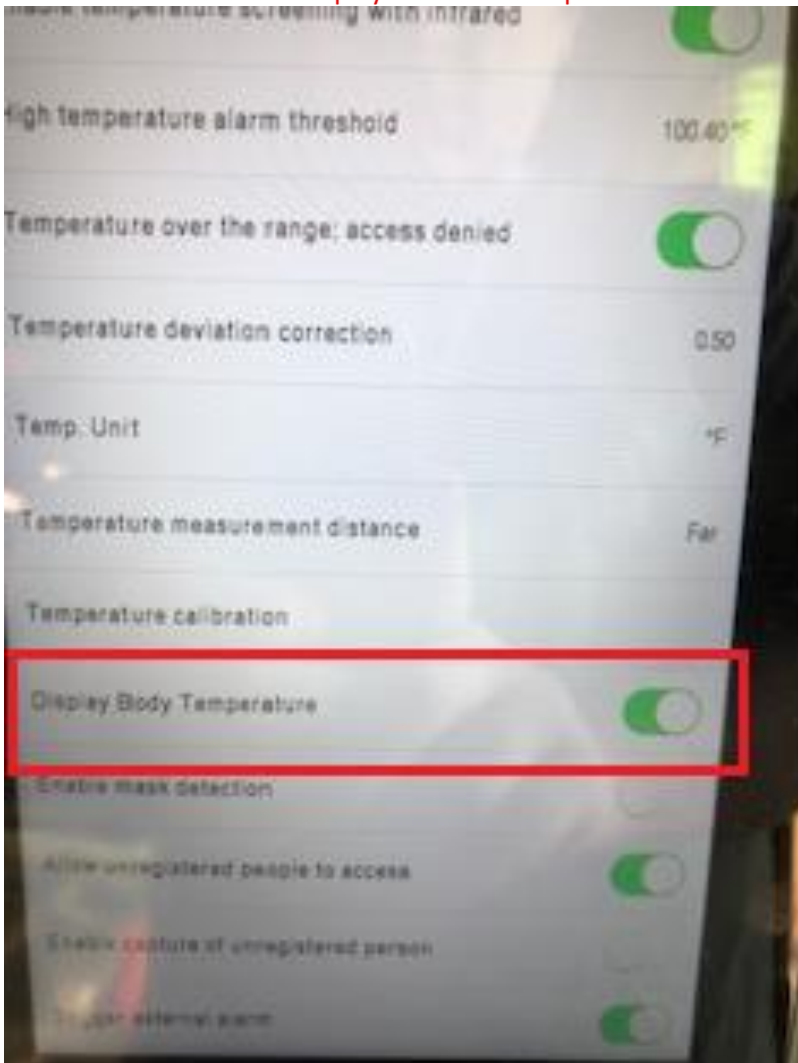
The reader takes multiple scans when the subject does not immediately step away from it. Is there some kind of delay setting that he can configure?

Go to the Menu > System > Access Logs Setting. At the bottom of the screen, change Face Interval from 1 second to 5 seconds.

Is the ZKB software license pack required if planning on using the device's Wiegand output to connect to another brand of access control system?

No, the Wiegand output can be configured on the reader itself. The software is not strictly required for the device's operation.

You can have the reader display the actual temperature or not with the latest firmware:



The reader will display "Successfully Verified" or "Failed to Verify" upon an authentication.

Accurate with the use of face masks, hats, or scarves.

Badge number is one of the credentials this reader accepts, a Wiegand reader will have to be wired to this reader via the Wiegand input



Is a manual entrance record is possible? **Yes, all sorts of records and logs can be made with our software.**

Actual temperature results should not be recorded. If recorded it should be on an Entrance or No-Entrance basis.  
**Temperature results are recorded in the software not in the reader.**

Is there aggregation of reporting data for all entrances that can be viewed by individual buildings for multiple locations?  
**Yes.**

The ability to integrate with an employee and/or visitor self-survey questioner to verify that the survey has been taken and entrance to the building or office may be allowed or denied. **This will require a customization but is possible for a fee. Customizations are 12 months away and the fee must be paid up-front to get you in line.**